



State of the sector 2025

Quick facts

State of the sector quick facts provides high-level insights into our people, their operating environment and experiences.

Our people



270,883.71

full-time equivalent (FTE)

▲ 4.99%



82.89%

are employed permanently



61.35%

are full-time



79.81%

use flexible work arrangements



43.81%

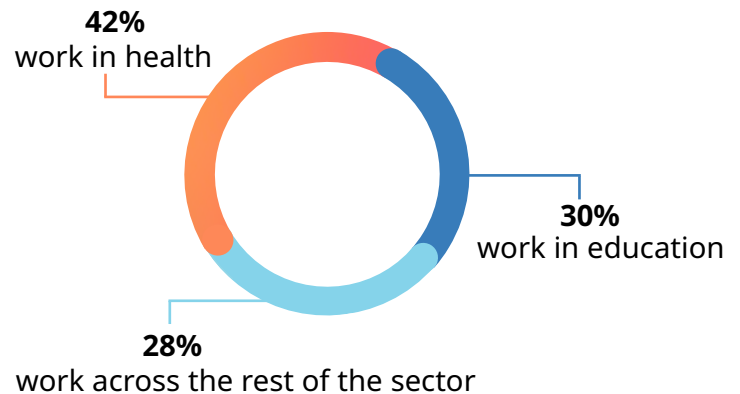
have been employed for over 10 years



9 out of 10 employees

work in frontline and frontline support roles

Key sectors

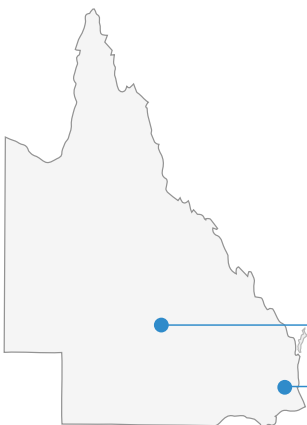


Where we work



63.56% work in regional Queensland

In regional Queensland and suburbs surrounding Brisbane at least 92% of public servants work in frontline or frontline support roles. In Brisbane Inner City 71% of public service roles are frontline or frontline support.



Regions

172,140.50 FTE

63.56%

Brisbane Inner City and surrounding suburbs*

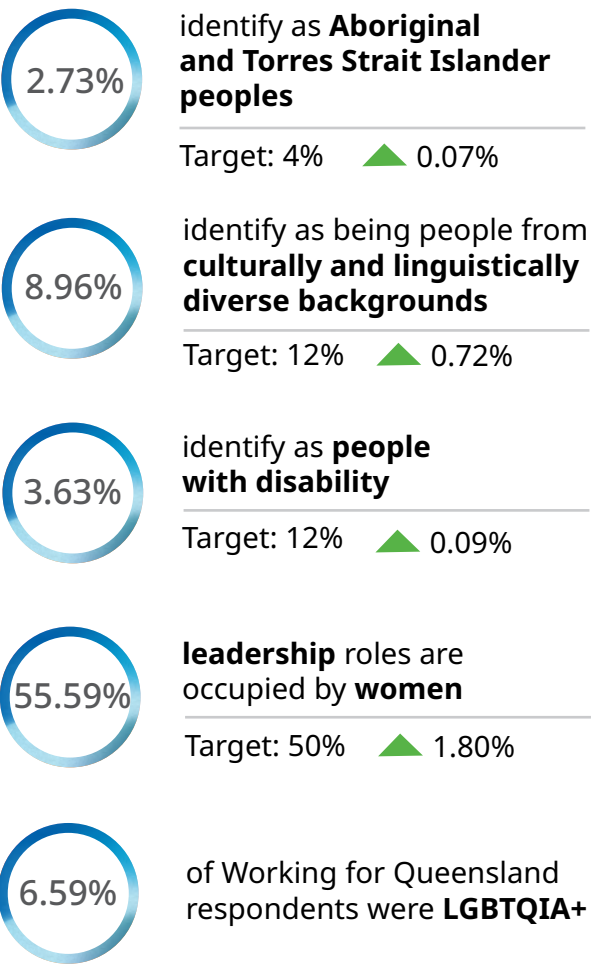
98,685.79 FTE

36.44%

*ABS Statistical Area regions of Brisbane Inner City, Brisbane North, South, East and West.

Our diversity

The Queensland public sector continues to make progress towards diversity targets.



Working for Queensland 2024 survey responses about feeling safe, respected and included.

| | Safe | Respected | Included |
|---|------|-----------|----------|
| Aboriginal and Torres Strait Islander peoples | 72% | 67% | 67% |
| Australian South Sea Islanders | 73% | 71% | 68% |
| People with disability | 73% | 64% | 63% |
| Culturally and linguistically diverse | 84% | 79% | 78% |
| LGBTQIA+ | 79% | 74% | 75% |

Our people's experiences

